
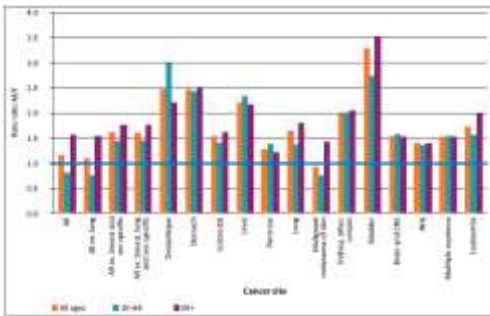


Making all the  
Difference  
Men & Cancer  
Cancer APG  
Ian Banks  
Ulster University  
EMHF  
2012

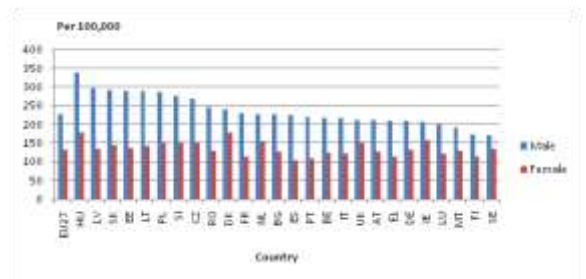


Rate ratio of male to female cancer incidence, UK 2007



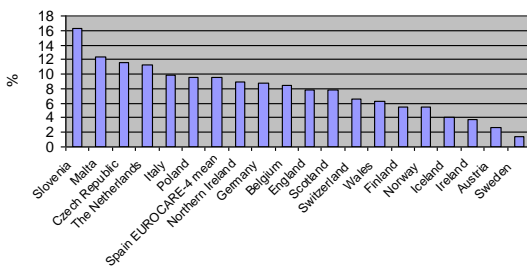
White, A, Thomson, C, Forman, D.(2009) The Excess burden of cancer in men, NCIN, London

Age standardised death rates for cancer, by sex and country, all ages, latest year<sup>1</sup>



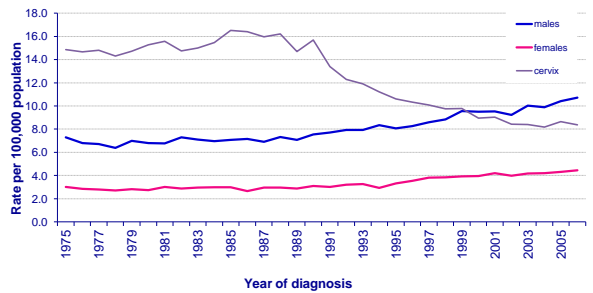
Source: EC, 2011 (forthcoming) <sup>1</sup> 2008 except CY, CH, FR, IT, MT, NO, SE, UK (2007). DE, LU (2006). ES, PT (2005). BE (2004).

Difference (%) between men and women in cancer survival across Europe



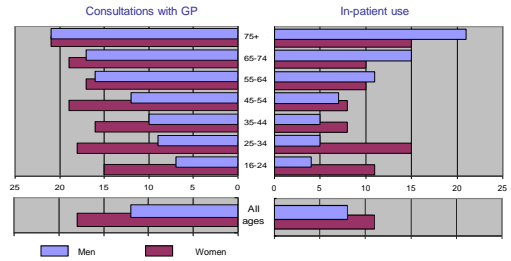
Verdecchia et al (2007) Eurocare 4

Age standardised incidence rates for oral cancer and cervix, GB 1975-2006





### Men's usage of the health service

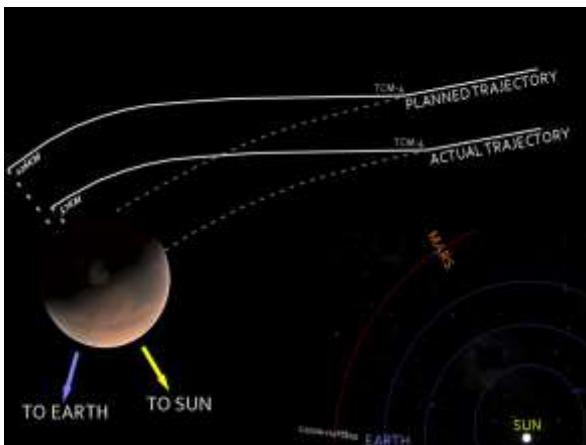


Source: General Household Survey, Office for National Statistics, 1988, 1989



### NPA INTERIM REVIEW: MEN'S UPTAKE OF PHARMACY SERVICES (NOV 2012)

- Men on average visit a pharmacy four times a year.
- Average for women may be closer to 18 times per year.
- Nearly half (47%) of people accessing the New Medicines Service – a free advice service for people taking a new medicine for a long term condition - are men.



**The online doctor always has time**

**3mhf**

**YOUR PROSTATE**

What do I mean if you want to know about your prostate?

The 3mhf team has created a comprehensive, easy-to-use service to help you, your doctor and your family get the most out of your prostate health. You can now get the most out of your prostate health. You can now get the most out of your prostate health. You can now get the most out of your prostate health.

[www.yourprostate.eu](http://www.yourprostate.eu)

